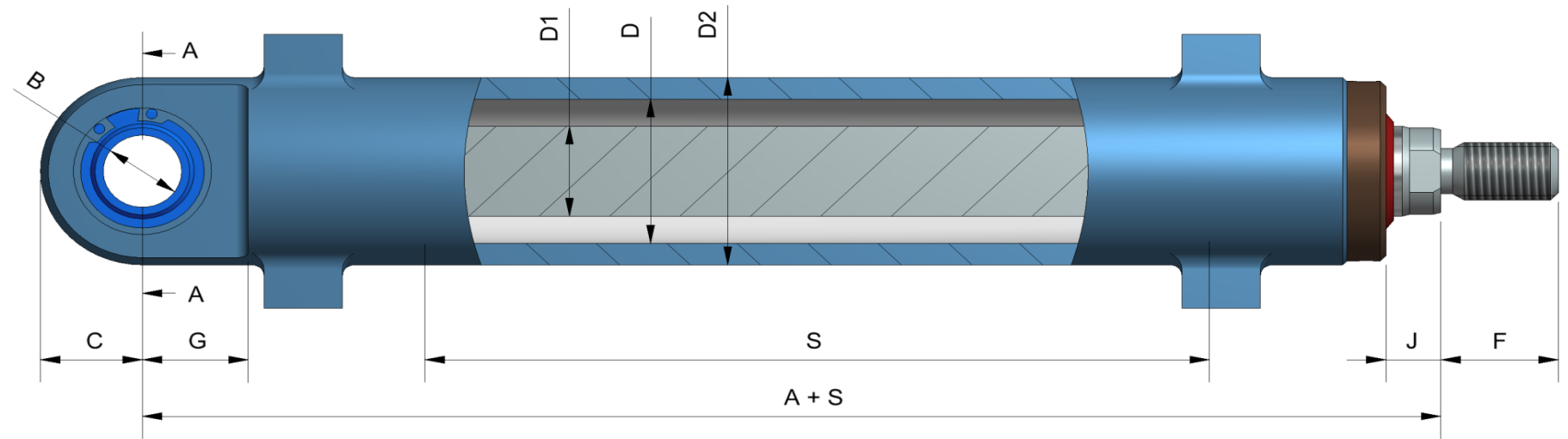
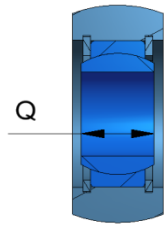
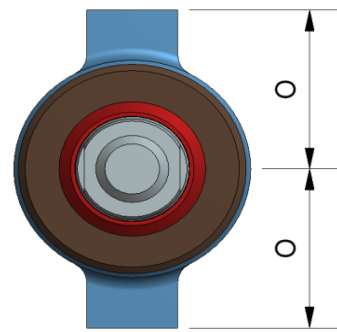


BY60BT



STAINLESS STEEL
FOR SUBSEA USE
MAX WP. 210 BAR

D	D1	D2	A	S	B	C	E	F	G	H	I	J	K	T	Q	N	O		PUSH	PULL	ART.NO.:	WEIGHT
Ø25	Ø12	Ø35	92	100	Ø10	17,5	1/8" BSP	17	20	30,5	30	11	M10x1,5	SW 9	9	10	27,5		1,03 T	0,73 T	997646B-T	1,1 KG
Ø32	Ø16	Ø42	99	135	Ø15	21,5	1/8" BSP	26	23	36	28,5	11	M14x2	SW 14	12	15	31		1,68 T	1,26 T	997642B-T	1,8 KG
Ø40	Ø20	Ø52	131	200	Ø20	26	1/4" BSP	30	27	41	42	14	M16x2	SW 17	16	20	38		2,63 T	1,97 T	997637B-T	3,7 KG
Ø40	Ø25	Ø52	131	200	Ø20	26	1/4" BSP	30	27	41	42	14	M16x2	SW 21	16	20	38		2,63 T	1,60 T	997640B-T	4,0 KG
Ø50	Ø25	Ø65	160	200	Ø25	32,5	1/4" BSP	36,5	33	51	50	17	M20x2,5	SW 21	20	24	44,5		4,12 T	3,09 T	997633B-T	6,4 KG
Ø50	Ø30	Ø65	160	200	Ø25	32,5	1/4" BSP	36,5	33	51	50	17	M20x2,5	SW 26	20	24	44,5		4,12 T	2,63 T	997634B-T	6,7 KG